

DRV Stereo CAM

Digital Stereo Microscopy System

Vision
ENGINEERING





THE POWER OF STEREO MICROSCOPY IS NOW DIGITAL

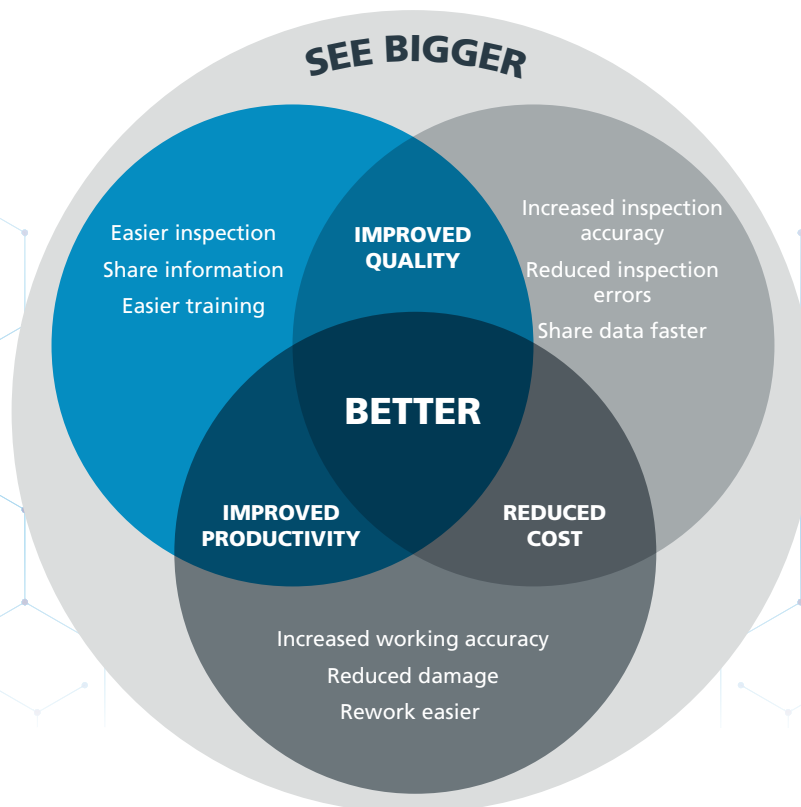
The benefits of stereo magnification are well known. The ability to see more detail more clearly increases a microscope user's accuracy, productivity and quality. Depth perception is vital when the operator is working with tools on viewed subjects under magnification.

SEEING ALL THE DETAIL

Inspection of small details in finished items or supplied components is made easier and more efficient in stereo, and at the right magnification. Whether looking at micro electronics, medical devices, precision components, scientific samples or any subject requiring magnification, viewing quality is enhanced, increasing work quality and thus reducing cost.

COLLABORATION AND COMMUNICATION

Fast, clear communication is vital in today's working environment. Digital camera based systems give you the ability to quickly and efficiently capture and share images with suppliers, customers and team members, saving time and money and reducing errors.



WORKING WITH TOOLS

Depth perception is essential when using tools under magnification. This is especially important when working with sensitive or delicate subjects or when working with very small components. Optical stereo systems provide the necessary depth perception to allow accurate working, thus improving efficiency and reducing errors.

FASTER, BETTER DECISIONS

DRV Stereo CAM is a market changing technology that improves the speed and quality of your decision making and product validation process by combining the benefits of magnified optical stereo binocular vision with digital technology to deliver an entirely new stereo microscopy capability.



COMBINING STEREO OPTICAL AND DIGITAL TECHNOLOGY TO CREATE NEW MARKET-CHANGING ADVANTAGE

DRV Stereo CAM brings together the 3D view of optical stereo systems such as the award winning Lynx EVO, with the collaboration and team working advantages of digital systems. For the first time, teams can view, capture, recall and share 3D images and video from optical stereo microscopes in real time.

OPTICAL STEREO MICROSCOPE



BINOCULAR VISION

High quality binocular optics delivering clear, accurate visual images of your 3D subject.



STEREO MICROSCOPE

See incredible detail, and gain greater understanding of your subject with system magnification up to 700x.



CONNECTING HAND TO EYE

See more, do more. Use of tools is enhanced by superb visual accuracy, combined with real depth perception.



OPTICAL PERFORMANCE

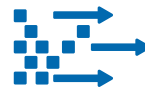
Large field of view and long working distance make the DRV Stereo CAM ideal for working with tools and further support equipment.



3D IMPROVES THE INSPECTION PROCESS

Viewing 3D subjects in 3D enhances understanding of the subject, its depth as well as length and height. Improved depth perception allows users to easily understand subject texture, the difference between a shadow and a raised or recessed area of a component. This results in improved visual inspection routine accuracy and speed.

DIGITAL SYSTEM



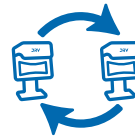
DIGITAL WORKING EFFICIENCY

Digital technology supports immediate information capture and share across teams.



INTUITIVE TECHNOLOGY

User friendly interface and common functions make digital systems easy to understand and use.



SUPERVISOR OVERVIEW

One or multiple units can be linked to allow supervisors to oversee activity in 2D or 3D without interference in production activities



IMPROVED DECISION MAKING

Common 3D view capability across teams speeds sample and product validation, adding value and reducing cost through increased efficiency.





3D STEREO
VIEW



LARGE FIELD
OF VIEW



8.3x -
700x
HIGH
MAGNIFICATION



ERGONOMIC
POSITION



COLLABORATION



3D DIGITAL



LONG WORKING
DISTANCE



3D IMAGE
CAPTURE




3D IMAGE
SHARING



3D IMAGE
RECALL



REMOTE
VIEWING



BUILDING THE RIGHT CONFIGURATION FOR YOU

NEW VISUAL FLEXIBILITY

Because the image capture and image displays are separated, DRV Stereo CAM is not constrained by the position of the optics. Users do not need to be positioned directly over the sample to view it clearly in 3D, so the system can be configured for a variety of applications. Position your image view wherever you like.

ENHANCE YOUR TRAINING

Show don't tell - by viewing, sharing and training in 3D, operators understand more information more quickly and utilise the enhanced 3D view to optimise their performance.

APPLICATIONS

- ✓ Detailed inspection - end of line quality control, batch checking, failure analysis
- ✓ Prototyping, soldering, assembly tasks
- ✓ Compliance/traceable industries - to store and recall in 3D
- ✓ Cleanroom/laminar flow/safety cabinets
- ✓ Hazardous/unpleasant environments
- ✓ Space limited environments



REMOTE CONNECTIVITY

DRV Stereo CAM shares live or recorded 3D images and video. Connect your team, project group or supply chain in multiple locations and benefit from faster and better decision making.

DEPTH PERCEPTION

- Clear digital stereoscopic

VIEWING BY OTHERS

- Live 3D images are shared remotely



DEPTH PERCEPTION

- Real-time collaboration
- Simultaneous inspection (viewing and comment) opportunities across multiple locations

ACCURACY OF 3D VIEW

- Rapid decision making, approval and verification

FULL TRACEABILITY

- Faster product, sample and prototype validation

SIT COMFORTABLY, WORK BETTER

Comfortable viewing position with natural head movement gives DRV Stereo CAM users much reduced neck and back fatigue in comparison with conventional stereo microscopes.

EASY ON THE EYES

Reduce eyestrain by projection of the stereo image into each eye at a comfortable viewing distance.

INCREASE PRODUCTIVITY

Users work more efficiently and for longer periods with reduced errors from fatigue.

INCREASED EFFICIENCY

Greater hand-eye coordination from both the heightened depth perception and because the subject is viewed directly and without refocusing.

MULTI-USER ERGONOMICS

Change users quickly and easily without compromising ergonomics.

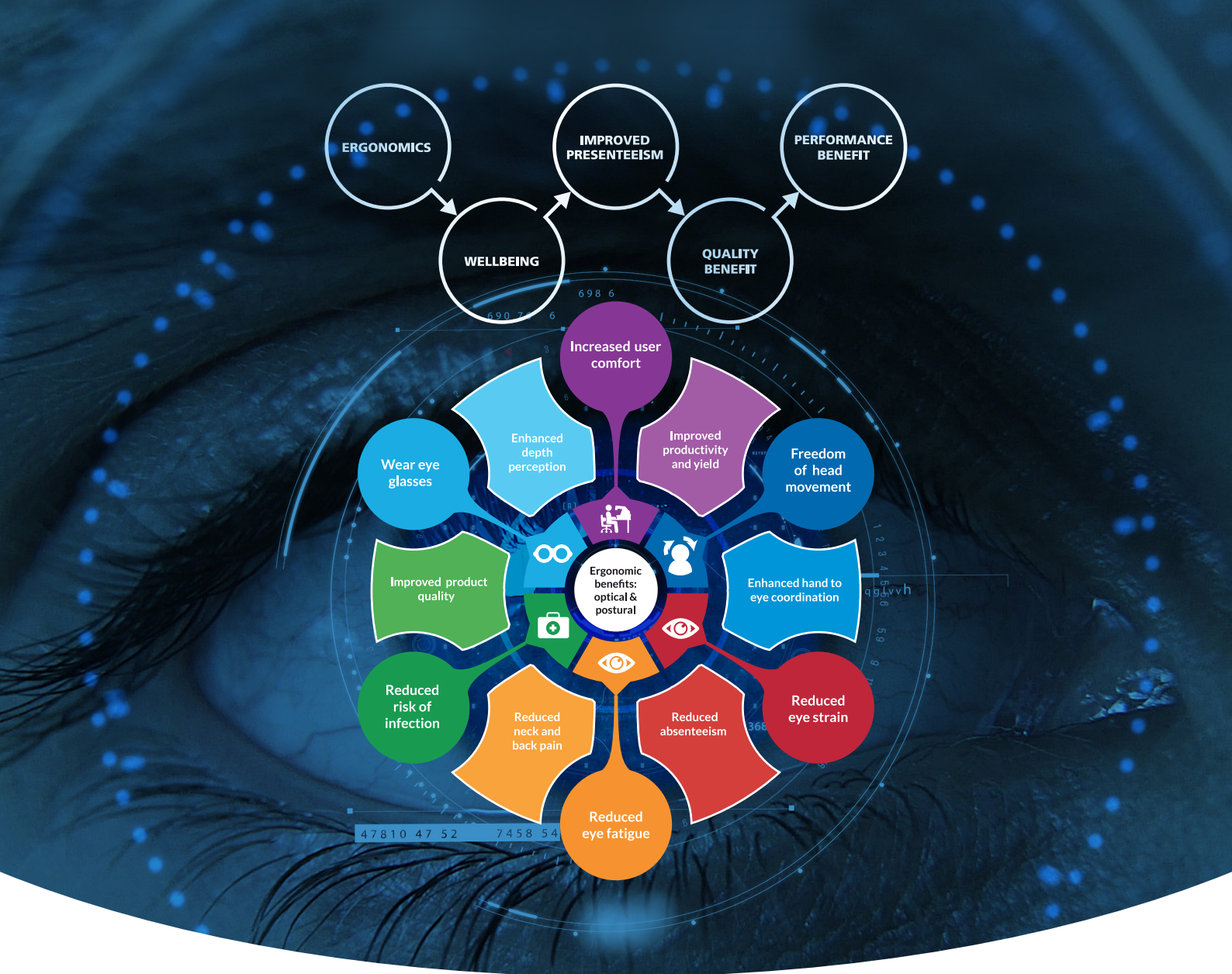
REDUCE INFECTION RISK

Eyes are not in contact with the instrument. Protective eyewear can be worn without affecting view.



300km





Please contact your
Vision Engineering branch,
local authorised distributor,
or visit our website: visioneng.com

Sales Partner



Disclaimer - Vision Engineering Ltd. has a policy of continuous development and reserves the right to change or update, without notice, the design, materials or specification of any product, the information contained within this brochure/datasheet and to discontinue production or distribution of any of the products described. EU&E: Errors and omissions excepted.

DRV STEREO CAM BROCHURE LITS477EN_01 | Copyright © 2021 Vision Engineering Ltd. | All rights reserved.

**Vision Engineering Ltd.
(UK Manufacturing & Commercial)**

The Freeman Building, Galileo Drive, Send, Surrey, GU23 7ER, UK
T +44 (0) 1483 248300
E generalinfo@visioneng.co.uk

**Vision Engineering Ltd.
(Central Europe)**

Anton-Pendele-Stir 3, 82275 Emmering, Deutschland
T +49 (0) 8141 40167-0
E info@visioneng.de

**Nippon Vision Engineering
(Japan)**

272-2 Saedo-cho, Tsuduki-ku, Yokohama-shi, Kanagawa 224-0054, Japan
T +81 (45) 935 1117
E info@visioneng.jp

**Vision Engineering
(South East Asia)**

P-03A-20, Implan Meridian, Jalan Subang 1, USJ 1, 47600 Subang Jaya, Selangor Darul Ehsan, Malaysia
T +604 619 2622
E info@visioneng.asia

**Vision Engineering Ltd.
(NA Manufacturing & Commercial)**

570 Danbury Road, New Milford, CT 06776, USA
T +1 (860) 355 3776
E info@visioneng.com

Vision Engineering Ltd. (Italy)

Via G. Paisiello 106 20092 Cinisello Balsamo MI, Italia
T +39 02 6129 3518
E info@visioneng.it

Vision Engineering (China)

Room 904B, Building B, No. 970, Nanning Road, Xuhui Vanke Center Shanghai, 200235 P.R. China
T +86 (0) 21 5036 7556
E info@visioneng.com.cn

Vision Engineering (Mexico)

T 800 099 5325
E info@visioneng.com

**Vision Engineering
(Latin America)**

E info@visioneng.com

Vision Engineering Technology Centre

16 Technology Drive, Unit 148, Irvine, CA 92618, USA
T +1 (800) 644 7264 (Toll Free)
E info@visioneng.com

Vision Engineering Ltd. (France)

ZAC de la Tremblaie, Av. de la Tremblaie 91220 Le Plessis Paté, France
T +33 (0) 160 76 60 00
E info@visioneng.fr

Vision Engineering Ltd. (India)

T +91 (0) 80-5555-33-60
E info@visioneng.co.in

Vision Engineering Ltd. (Brazil)

E info@visioneng.com.br



FM 557119

Vision Engineering Ltd. has been certified for the quality management system ISO 9001:2015 and calibration accreditation ISO 17025:2017.